

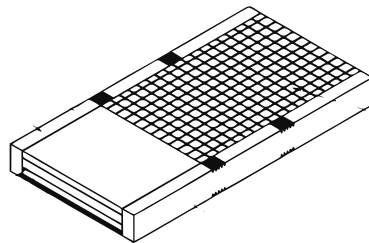
Bariatric Mattress

Delta Medical's Bariatric Mattress uses 4 layers of specialised foam, designed to offer maximum support without compromising on comfort.



Foam Specifications

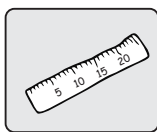
- Delta Medical Bariatric Mattress has been designed using four layers of hospital grade foam. Density, hardness, and depth play a major role in its construction.
- Top surface under the torso has been castellated increasing surface contact area and potentially reducing risk factor while the heel section has a memory foam insert.
- 3 layered foam
 - 50mm Top layer 50/120 Castellated
 - 50mm Top layer 55/50 Heel
 - 70mm 2nd layer 39/140
 - 50mm 3rd layer 39/170
 - 30mm Base layer 36/200




Options available:



Custom printing



Custom sizing



Tracking



Product Code:
BA203105ZE1603

- Mental Health Mattress option also available: • **Product Code: BA203105MH1603**
- Fully welded seams
 - No zips
 - No handles
 - With air vents



All seams are welded ensuring it is impervious to fluid penetration.

Specifications

Product Code	BA203105Z1603
Length	2030mm
Width	1050mm
Depth	200mm
Maximum Weight	350kg
Mattress Weight	20kg
Cover Warranty	2 years
Foam Warranty	7 years

Cover Specifications

Top cover

- Vapour Permeable
- Multi directional elasticity
- Waterproof
- Antibacterial
- BS 6807 ignition source 5
- BS 7175 ignition source 5
- Fully welded with zip (4 sides) and waterfall flaps
- 2 year guarantee on fabric if maintained correctly
- Care instructions on base cover

Base Cover

- Grey vinyl non slip for durability and longevity
- Carry handles

Standard Colour



Carrflex Extreme Dark Navy



DELTA
MEDICAL